



48000Btu/h	Multi-zone
Location: _____ Engineer: _____ Submitted to: _____ Submitted by: _____ Reference: _____	Approval: _____ Date: _____ Construction: _____ Unit #: _____ Drawing #: _____

Set Code	22022310002585
Indoor unit code	22022011016181
Outdoor unit code	#####
Set Model	
Indoor unit model	
Outdoor unit model	A-VMH36QV-1
Certified	AHRI  UL 



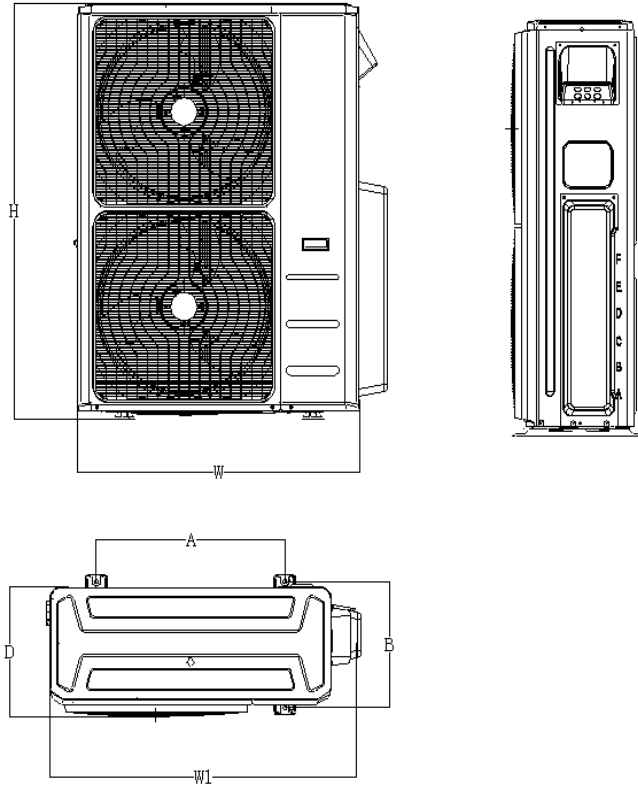
SYSTEM PERFORMANCE DATA		
Power supply		
Normal Operational Voltage	(V, Ph, Hz)	208/230, 1, 60
Voltage Range	(V)	187-253
Electrical		
Minimum circuit ampacity	(A)	40
Max.fuse	(A)	60
Connection wiring		14AWG*4 Stranded, unshielded
Cooling		
Rated Capacity	(Btu/h)	36000(17900~42000)
Capacity Range	(Btu/h)	36000(17900~42000)
Power Input	(W)	2650
Rated current	(A)	11.8
EER	(Btu/W)	13.6
SEER	(Btu/W)	21.8
Heating at 47F		
Rated Capacity	(Btu/h)	36500(12500~49000)
Capacity Range	(Btu/h)	36500(12500~49000)
Power Input	(W)	2780
Rated current	(A)	12.2
COP	(W/W)	3.85
HSPF4	(Btu/W)	11.0
HSPF5	(Btu/W)	9.0
Heating at 17F		
Max Capacity	(Btu/h)	33000

REFRIGERANT PIPE DATA		
Design pressure	(PSIG)	550/340
Refrigerant Type	(Oz)	R410A/162
Refrigerant precharge	(ft)	98.4
	(m)	29.9
Additional charge for each ft (Φ6.35 (1/4") liquid pipe)	(oz/ft)	0.161
	(g/ft)	15
Additional charge for each ft (Φ9.52 (3/8") liquid pipe)	(oz/ft)	0.322
	(g/ft)	30
Liquid side	(inch)	4 x 1/4"
	(mm)	4 x Φ6.35
Gas side	(inch)	3 x 3/8" + 1 x 1/2"
	(mm)	3 x Φ9.52 + 1 x Φ12.7
Max. length for all rooms	(ft)	262
	(m)	80
Max. length for one indoor unit	(ft)	115
	(m)	35
Max. height difference between indoor and outdoor unit	(ft)	49
	(m)	15.0
Max. height difference between indoor units	(ft)	33
	(m)	10.0

Outdoor(cooling/heating)	(Deg. °F)	-22~122 / -22~75
	(Deg. °C)	-30~50 / -30~24
Application area	(sq.ft)	516.67~753.47
	(m2)	48~70

OUTDOOR UNIT DATA		
Compressor		
Type		ATQ360D1UMU
Model		ROTARY
Brand		GMCC
Capacity	(Btu/h)	38214
Input	(W)	3040
Rated current (RLA)	(A)	-
Refrigerant oil/oil charge	(ml)	VG74/1400
Throttle		Capillary +EXV
Outdoor fan motor		
Model		ZKFN-85-8-22-5
Qty		2
Input	(W)	126.0
RLA	(A)	--
Speed	(r/min)	900/850/800/750
Air flow & Noise level		
Outdoor air flow (Max.)	(CFM)	4500.00
Outdoor noise level	[dB(A)]	62
Outdoor unit		
Dimension (W×D×H)	(inch)	37.48x16.34x52.48
	(mm)	952x415x1333
Packing (W×D×H)	(inch)	43.11x19.49x58.27
	(mm)	1095x495x1480
Net/ Gross weight	(lbs.)	223.11/253.97
	(kg)	101.2/115.2

Outdoor unit dimension



Unit	W	D	H	W1	A	B
mm	952	415	1333	1060	634	404
inch	37.5	16.3	52.5	41.7	25.0	15.9